

Kenwood Elementary School - OPTION 3  
Champaign, IL 61821

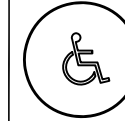
This play equipment is recommended for children ages 5-12

Scale: 3/16" = 1'-0"  
This drawing can be scaled only when in an 11" x 17" format

Drawn By: Cassie Jones  
Date: 10/9/17  
Drawing Name: 716-111231



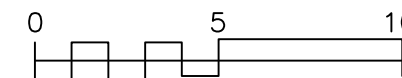
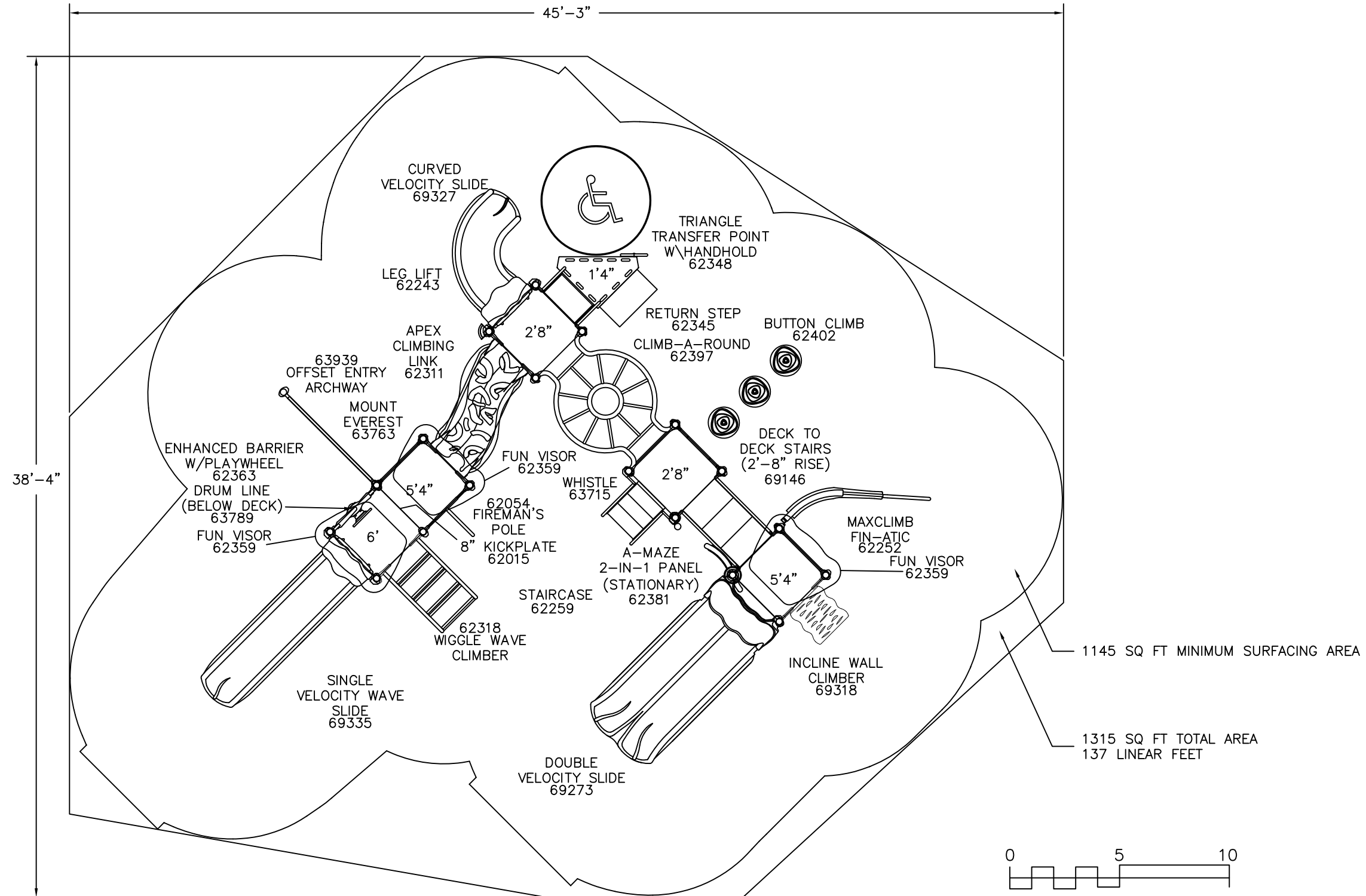
A PLAYCORE Company  
401 Chestnut St., Ste. 410  
Chattanooga, TN 37402  
800-727-1907 / www.playandpark.com



Total Play Components	15		
Elevated Play Components	11		
Elevated Play Components Accessible by Ramp	0	Req.	0
Elevated Components Accessible by Transfer	7	Req.	6
Accessible Ground Level Components Shown	4	Req.	4
Different Types of Ground Level Components	4	Req.	3

User Capacity	50-60
Critical Fall Height	6'-0"

Play & Park Structures of Northern IL



It is the manufacturer's opinion that the structure shown herein complies with current ada standards concerning accessibility if used with proper accessible surfacing and together with other necessary ground level play equipment.  
**IMPORTANT:** Never install play equipment over hard, unresilient surfaces such as asphalt, concrete, or compacted earth. It is the owner's responsibility to ensure the "minimum area required" contains an appropriate amount of resilient material to cushion accidental falls.